



# HEAVY DUTY LED DOCK LIGHT

## Innovative, Energy Efficient & Safe

### ENERGY EFFICIENT & GREEN!

- Up to 94% Less Energy than traditional Incandescent fixtures
- Can Outlast 25 Incandescent bulbs
- Energy rebate potential

### SAFE

- Optimum brightness throughout the entire length of the trailer
- Emits cool white light
- Always cool to the touch

### RUGGED DESIGN!

- Impact resistant, cast aluminum cover
- Clear acrylic cover Ideal for use in food warehouses
- Meets food facility requirements for "no glass"
- Light is completely sealed for "Wet Locations" IP66, NEMA4


### REDUCED MAINTENANCE COSTS!

- Eliminates light bulb replacement and/or clean-up
- Upgrade kit minimizes installation time by reusing existing arms

### HD LED SPECIFICATIONS

- Illumination exceeds a 300watt incandescent bulb while using only 18 watts
- Minimum life of 60,000 hours at 90% lumen maintenance (over 10 years)
- Constant current IP66 LED driver rated for 100,000 hours of operation at 77°F
- 7 LED emitters, Heavy Duty 14 gauge, 1-½" (38mm) square steel arms
- Safety yellow, powder coated finish for high visibility. Non-corrosive
- UL, cUL, CE certified and RoHs Compliant
- Voltage input: 100-240VAC, 50/60Hz, Single Phase
- Available as complete dock light with light head and arms or just the light head
- Reach: 40" and 60" (1016mm and 1524mm)

*Heavy-duty on/off switch and strain relief are located in the recessed back plate reducing the chances of being damaged by moving equipment in the loading dock area.*



This could be the last dock light you will ever need!

For more information visit us at [www.prodoor.ca](http://www.prodoor.ca)

## STANDARD LED DOCK LIGHT

- 80% less energy than incandescent or halogen bulbs
- Achieves maximum light intensity instantly
- No fragile filament to break
- No shattered glass to sweep up
- Light is optimized for trailer illumination
- Ideal for use in food warehouses
- Voltage range for use world wide
- 14 gauge, 1-½" (38mm) square steel arms
- Wire guard with security clips protect bulb from abusive contact and keeps it locked in place
- Available as complete dock light with light head and arms, just the bulb, or just the head
- Voltage input: 100-240VAC, 50/60 Hz, Single Phase
- UL, cUL, CE certified and RoHS Compliant
- Reach: 40" and 60" (1016mm and 1524mm)



## INCANDESCENT DOCK LIGHT

- High impact resistant polycarbonate head
- Weighs 50% less than conventional metal head dock lights
- Always cool to touch head
- Wire guard with security clips protect bulb from abusive contact and keeps it locked in place
- 14 gauge, 1-½" (38mm) square steel arms
- Available as complete dock light with light head and arms, just the bulb, or just the head
- Voltage input: 100-240VAC, 50/60 Hz, Single Phase
- UL, cUL, CE certified
- Reach: 40" and 60" (1016mm and 1524mm)




### MANY OTHER DOCK LIGHT OPTIONS AVAILABLE:

High Pressure Sodium, Flex Arm, Food/Pharmaceutical, Cooling Fans, etc... If there is something you are interested in that you don't see, give us a call, chances are we have it!

High Pressure Sodium



Flex-Arm Dock Light



Food/Pharmaceutical



Dock Light with Fan



Incandescent Metal Head



## OTHER PRO-DOOR PRODUCTS


Wheel Chocks



Trailer Stands



Knuffi



Parking Blocks



Speed Bumps



Traffic Control System



Bumpers



## Pro-Door & Dock Systems

3190 Ridgeway Dr. Unit # 3, 4 & 5  
Mississauga, ON L5L 5S8

Tel: 416 676 1117  
email: sales@prodoor.ca

1888 676 1117  
www.prodoor.ca